

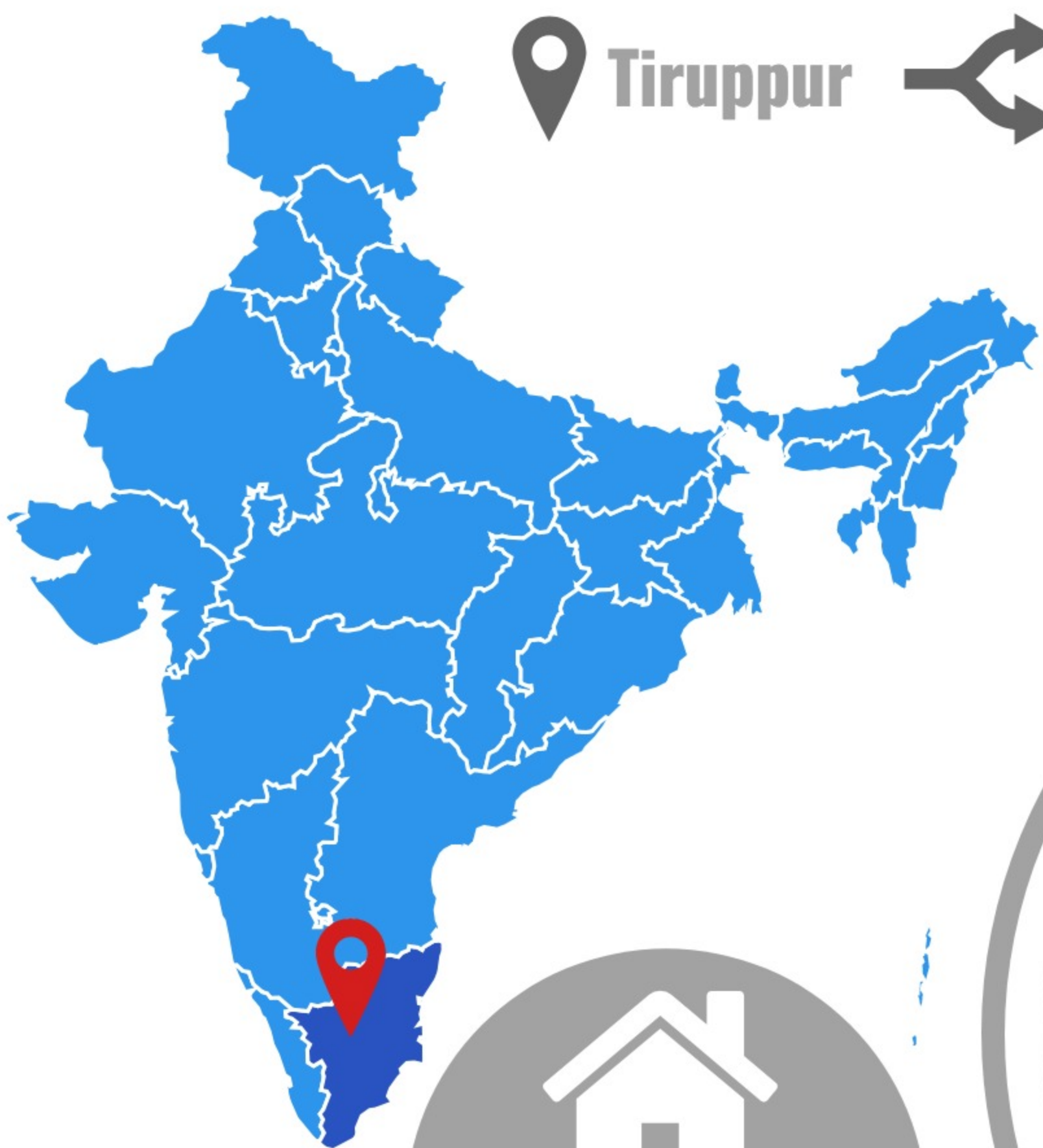
Global Living Wage Series

India

Tiruppur, Tamil Nadu, India



Photo Courtesy of Fairtrade International



Tiruppur

Synopsis of Living Wage Study Conducted By: Dr. Sandhya Barge, Dr. M. E. Khan, Mr. Banwari Periwal, Dr. Mital Petiwale, Richard Anker, and Martha Anker
Living Wage Estimated using the Anker Methodology, August 2016

UPDATE of Monthly Living Wage Estimate for April 2018

Rs. 14,670
US\$ 224
(April 2018)

Provision for Unexpected Events
Rs. 897
US\$ 13

Mandatory Deductions from Pay
Rs. 1,807
US\$ 27

Monthly Living Wage
Rs. 13,725

per worker with a family of 1.58 full-time workers

US\$ 205 Monthly

Food
Rs. 7,792
US\$ 117

Non-Food, Non-Housing

Rs. 5,353
US\$ 80

Housing
Rs. 4,788
US\$ 72

CORT
CENTRE FOR ORGANISATIONAL RESEARCH & TRAINING
RESEARCH THAT MAKES A DIFFERENCE

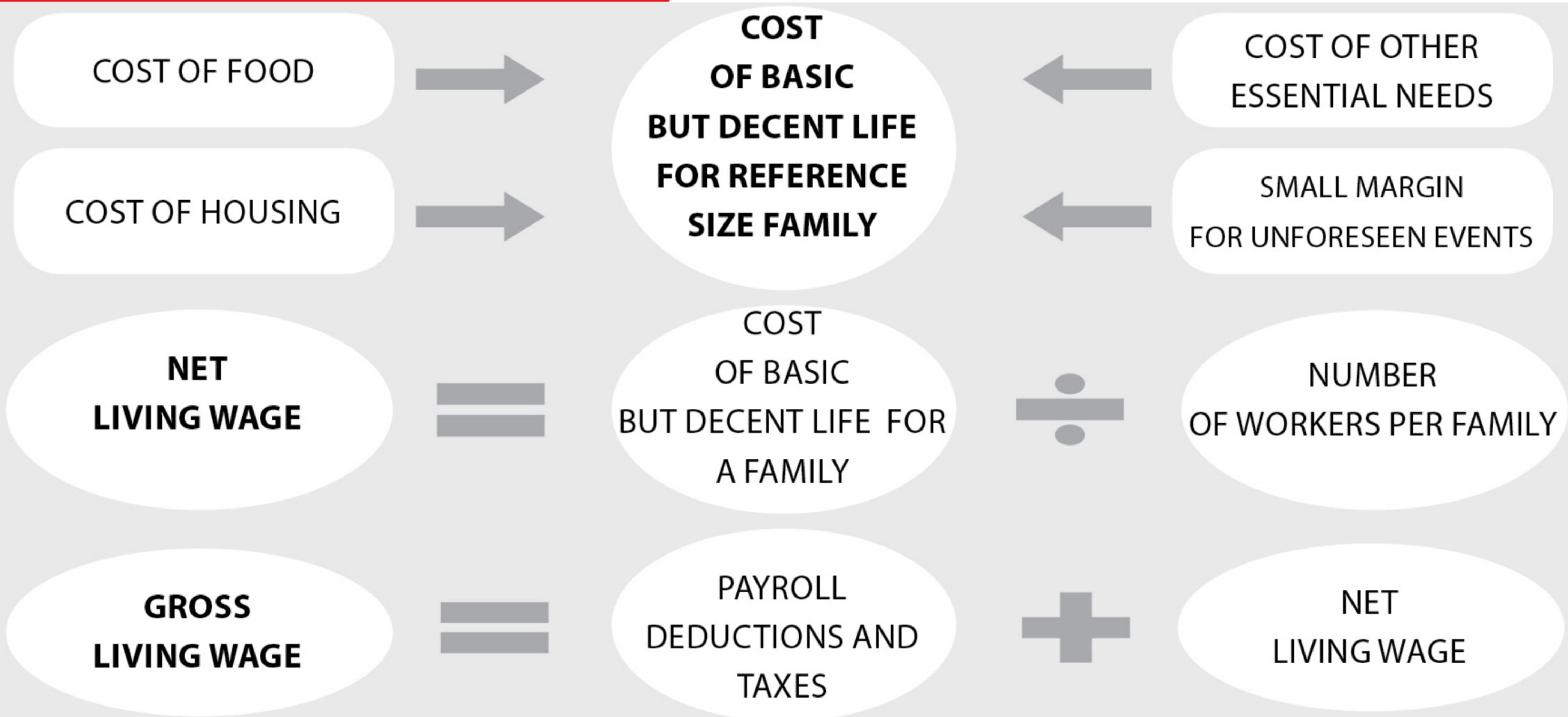
Local Housing Standard for Family

- Walls and floor made of brick or cement
- Roof made of concrete or red tiles
- Piped water in house or in close proximity
- Electricity
- House is well ventilated
- Separate kitchen area in house and not shared
- Toilet facility (flush toilet or pit toilet with slab) within house or in close proximity of house
- House has a "carpeted" floor size of at least of 388 ft² (36m²) of living space

Model Diet grams per person per day

- 331g rice
- 40g wheat (atta)
- 22g potato
- 56g pulse (28g tur dal, 28g urad dal)
- 180g milk (1 cup for children, 1/2 cup cup for adults)
- 44g eggs (1 egg per day)
- 20g fish (1 fish for the family per week)
- 15g chicken (1 portion per week broiler chicken)
- 216g vegetables (54g spinach, 54g eggplant, 54g tomato, 54g onion)
- 20g coconut
- 54g fruits (banana)
- 26g oil (2 tbsp.)
- 25g sugar (7 tsp.)
- 2g tea (2 cups for adults)

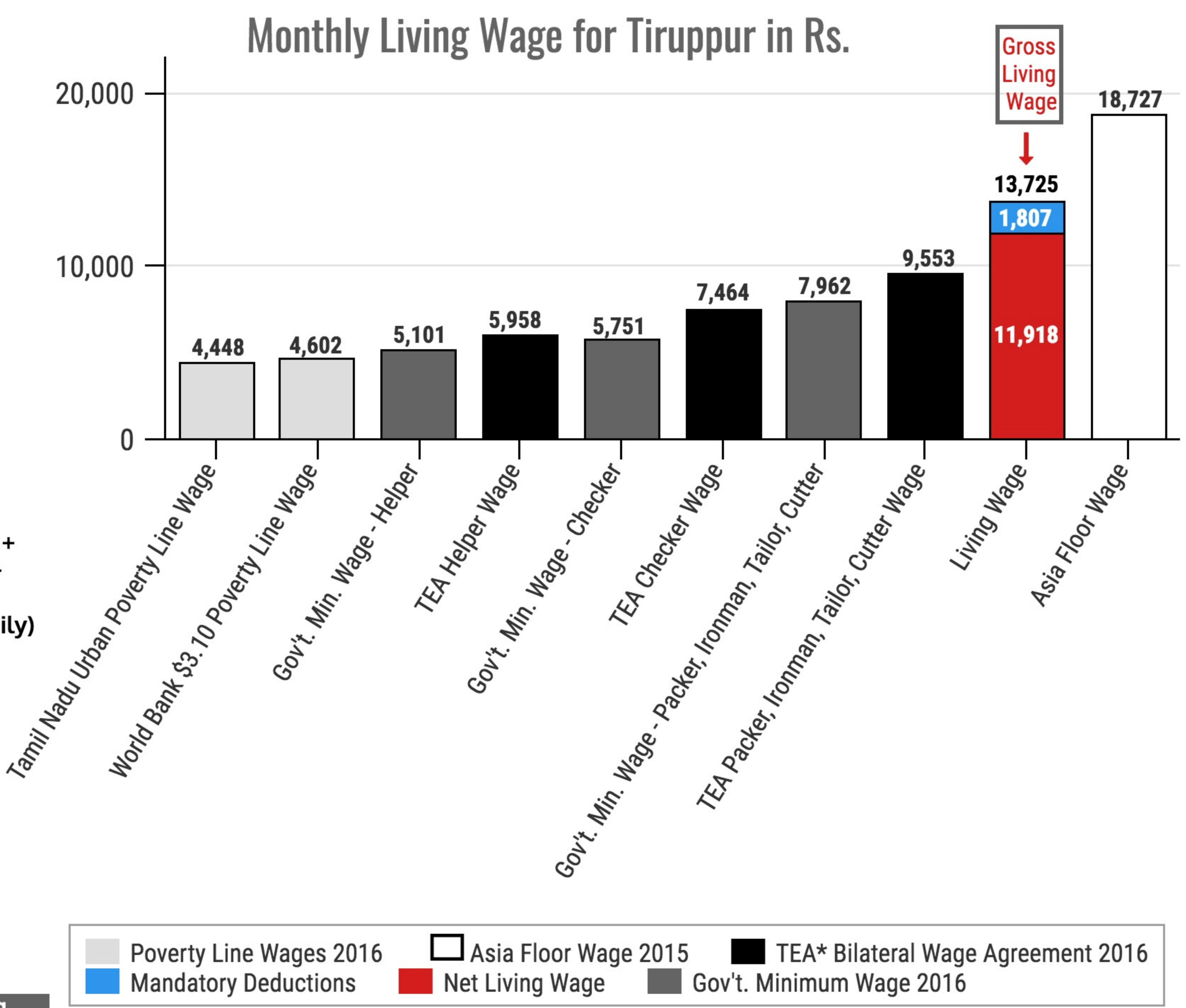
Context Provided for Tiruppur Garment and Textile Sector



Key Values and Assumptions

- 48 Hour Work Week
- 26 Work Days Per Month
- Exchange Rate US \$1 = Rs. 66.88
- Family Size of 4
- 2 Adults, 2 Children
- 1.58 Workers Per Family

Total Monthly Living Wage = ((Food + Housing + Non-Food, Non-Housing + Provision for Unexpected Events) ÷ Number of full-time Workers in Family) + Mandatory Deductions from Pay



Register for Regular Benchmark Updates from the GLWC at <http://eepurl.com/b6Jlyf>

www.globallivingwage.org

Legend: Poverty Line Wages 2016 (light grey), Asia Floor Wage 2015 (white), TEA* Bilateral Wage Agreement 2016 (black), Mandatory Deductions (blue), Net Living Wage (red), Gov't. Minimum Wage 2016 (dark grey). * Note: TEA indicates Tiruppur Export Association



Global Living Wage Coalition Members: Fairtrade International, Forest Stewardship Council, GoodWeave International, Rainforest Alliance, Social Accountability International, Sustainable Agriculture Network, and UTZ. In Partnership with the ISEAL Alliance and Richard Anker and Martha Anker

Made Possible by the Generous Support of:



Ministry of Foreign Affairs of the Netherlands